


DS CODE:
200209

LS Simple™ Cabling Solution

LS-MJ-UC6-xx-ERI

1. IDC Cap
2. Jack Housing



Description

LS Simple™ Unshielded Modular Jack

- User instructions and basic wiring layout for standard configuration are included
- 180-degree slim Modular Jack
- Designed and manufactured to meet demanding of international standards.
- Individually terminated using slim-IDC (Insulation Displacement Connectors)
- T568A or T568B configuration
- 47 CFR part 68(RJ-45), ANSI/TIA-568-C.2(Category 6) and ISO/IEC 11801 compliant
- RoHS compliant
- High impact flame retardant plastic housing
- Easy installation & smart cabling arrangement by wiring cap

Application

- Horizontal Distribution & Backbone Cabling
- 4/16 Mbps Token Ring (IEEE 802.5)
- 10/100/1000 BASE-T (IEEE 802.3)
- 155 Mbps
- ATM LAN 1.2G
- 100Mbps TP-PMD
- ISDN, ADSL
- Analog & digital voice(VoIP) and video
- Full broadband and baseband video

Part Numbers

Description	Dimension (H x W x D, mm)	Part Numbers	Compatible Items
Unshielded Category 6 Modular Jack 180-degree IDC	19.3 * 16.8 * 29.0	LS-MJ-UC6-xx-ERI	Panel : LS Empty Panel series Outlet : LS-FP-SA(SF)(SU)(US) series Tool : LS-EZT-TOOL-ER

* xx denotes color : WH=White, BK=Black, RD=Red, BL=Blue

DS CODE:
200209

LS Simple™ Cabling Solution

LS-MJ-UC6-xx-ERI

Technical Details

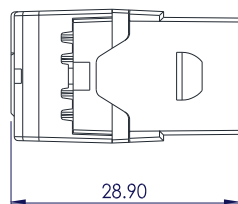
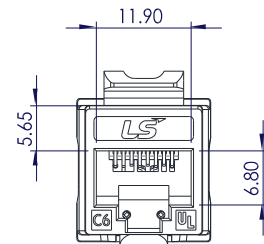
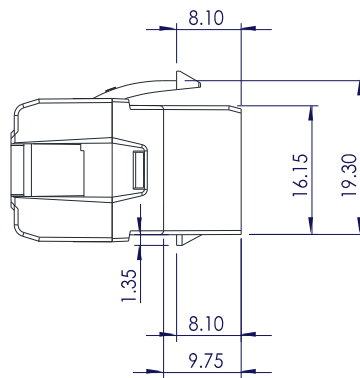
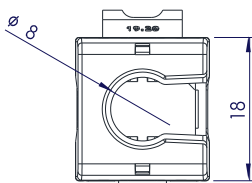
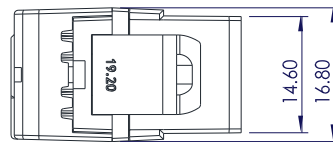
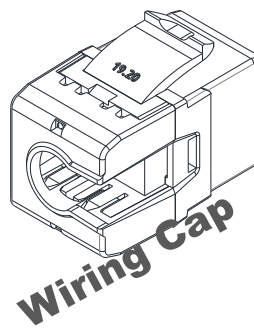
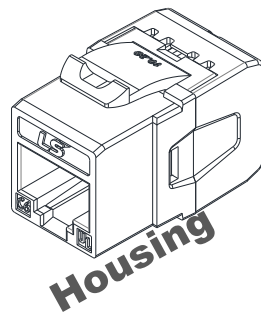
Item	Unit	Information
FEATURE		
Approvals		UL Listed
Category		ANSI/TIA-568-C.2 Category 6
Meet		47 CFR part 68
Wiring scheme		T568A/T568B
ELECTRICAL		
Current Rating	Amps	1.5
Insulation Resistance	Mega-ohm	> 500
Contact Resistance	milli-ohm	< 20
DC Resistance	ohm	< 0.1
Voltage	V _{AC}	< 150
MECHANICAL		
Insertion Life	Mating cycles	750
Pull Force	lbs(N)	20(89)
Temperature	°C	-40 ~ 68
Humidity	% (RH)	10 ~ 90
IDC accept	AWG	23~26 (Solid wire)
PHYSICAL		
Cap		Polycarbonate (PC resin), UL 94V-2 rated, Transparent Black
Housing		Acrylonitrile Butadiene Styrene (ABS resin) + Polycarbonate (PC resin) UL94V-0 rated
Jack Contacts		Phosphor bronze flat wire, plated with 1.27um (50uin) thick hard gold on contact area over nickel underplate
Contact Bracket		Polycarbonate (PC resin), UL94V-2 rated
PCB		FR4, UL94V-0 rated
IDC Terminals		Phosphor Bronze, plated with tin over nickel underplate
IDC Block		Polycarbonate (PC resin) + Glass Fiber, UL94V-2 rated

DS CODE:
200209

LS Simple™ Cabling Solution

LS-MJ-UC6-xx-ERI

➤ Drawing



DS CODE:
200209

LS Simple™ Cabling Solution


LS-MJ-UC6-xx-ERI Installation Manual




1. Prepare the Easy Termination with ERI Modular Jack.



2. Place the wires into the slots according to the wire scheme.



3. Put the Keystone Jack onto the Easy Tool in the right position and then squeeze the tool then terminate all wires and trim the excess wires at the same time.



4. Remove the Keystone Jack vertically away from the termination tool.