

SHENZHEN HANXIN COMMUNICATION OPTICAL FIBER CABLE CO.,LTD
 Add: :Room 812-817, Block A, The Times Square, No.3012 of Sungang East Road, Sungang Street,
 Luohu District, Shenzhen city, China

-----o0o-----

CABLE SPECIFICATION

GYXTW 04-24CORE - OM2-50/125

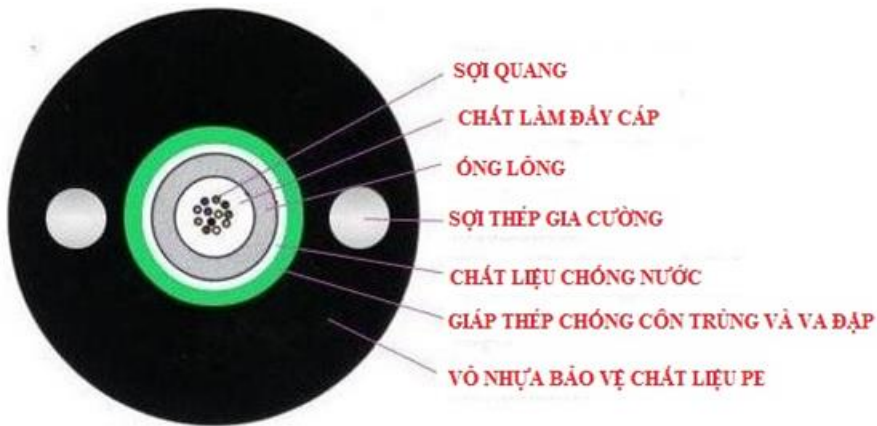
Cable construction:



Temperature Range
 Operating -40°C to +70°C
 Storage -50°C to +70°C
 Installation -30°C to +70°C
 Bending Radius:
 Static 10D
 Dynamic 20D

Features

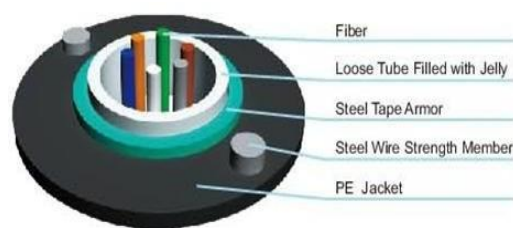
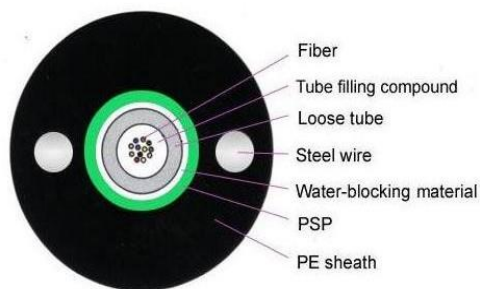
- 04-24 fibers
- Extremely refined refractive index profile
- Low differential mode delay (DMD)
- Low attenuation
- Uni tube gel-filled construction for superior fiber protection
- Corrugated steel tape armor to protect cable from mechanical damage
- Superior geometry, uniformity
- Two parallel steel wire or Non-metallic FRP wire to enhance tensile resistant
- UV and moisture-resistant designs.



Benefits and Applications

- Data centers
- Storage Area networks
- High performance computing centers
- Central offices
- Local Area Network
- Optimized performance in tight-buffer cable applications
- High resistance to micro-bending
- Stable performance over a wide range of environmental conditions.





Cable Structure

Information:

ITEMS		DESCRIPTION
Fiber count		04-24FO
Loose tube	OD(mm)	(1-12FO -2.0mm) (24FO: 2.5mm ±1)
	Materia	PBT
Water Block material		Water bloking compound
Armored		Corrugation Steel tape
Strength Number (steel)		0.8mm±2
Sheath	Thichness:	2.2mm
	Materil:	MDPE
ODF of cabc (mm)		8.0

Description:

The fibers 50/125, are positioned in a loose tube made of a high modulus plastic. The tubes are filled with a water-resistant afilling compound. The tube is wrapped with a layer of PSP longitudinally. Between the PSP and the loose tube water-blocking material is applied to keep the cable compact and watertight. Two parallel steel wires are placed at the two sides of the steel tape. The cable is completed with a polyethylene (PE) sheath. Armored Uni – Tube Single Jacket/Single Armored cable is designed with the filexibility and versatility required for today’s most demanding installations including direct baried. The metallic armor is used when mechanica protection is desired.

MMF Category	Fast Ethernet	1GbE	10GbE	40GbE	100GbE
OM1	2000m	275m	33m	/	/
OM2	2000m	550m	82m	/	/
OM3	2000m	/	300m	100m	70m
OM4	2000m	/	550m	150m	150m
OM5	/	/	550m	150m	150m

Cable Spec

ITEMS	UNITS	SPECIFICATION
		OM2-50/125
Fiber core Diameter	µm	50.0±2.5
Fiber core Non -circularity	%	≤6.0
Cladding Diameter	µm	125±1.0
Cladding Non-circularity	%	≤2.0
Coating Diameter	µm	245±10
Coat-Clad Conecntricity	µm	≤12.0
Coating Non-circularity	%	≤8.0

Core-Clad Concentricity		μm	≤1.5
Attenuation	850nm	dB/km	3.0
	1300nm	dB/km	1.5
OFL	850nm	Mhz.km	≥200
	1300nm	Mhz.km	≥400
The biggest theory numerical aperture		\	0.200±0.015

Construction

- 1.1 jacket
- 1.2 Parallel steel strengthmember
- 1.3 Corrugated steel taps armored (PSP)
- 1.4 Water blocking taps PBT Loose Tube
- 1.5 Jelly core fibers

Fiber color code

The fiber in the loose tube is colored according to the following color code. Each color is distinguishable from the other under normal light conditions

No	1	2	3	4	5	6	7	8	9	10	11	12
Color	1	2	3	4	5	6	7	8	9	10	11	12
No	13	14	15	16	17	18	19	20	21	22	23	24
Color	1	2	3	4	5	6	7	8	9	10	11	12

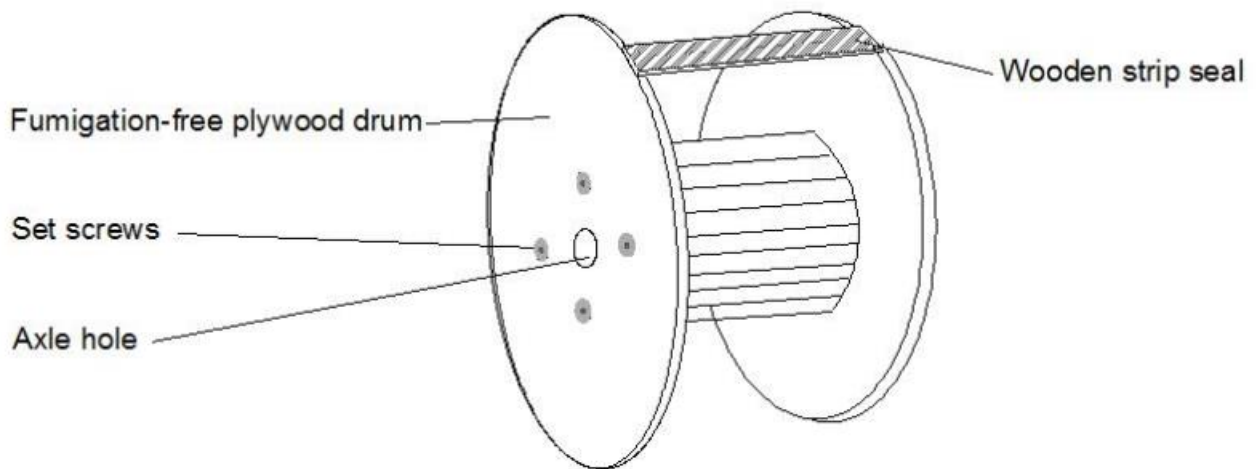
Testing Cable:

No	ITEMS	TEST METHOD	ACCEPTANCE CRITERIA
1	Tendile Loading Test	#test method: IEC 60797-1-E1 - Long-tensile load: 600N - Short-tensile load: 1500N - Cable length: ≥50m	- Attenuation incermant@1550nm≤0.1dB - No jacket cracking and fiber brackage
2	Crush Resistance Test	#Test method: IEC 60794-1-E4 - Long load: 300N/100mm - Short Load: 1000N/100mm - Load time: 1 minutes	- Attenuation incermant@1550nm≤0.1dB - No jacket cracking and fiber brackage
3	Impact Resistance Test	#Test method: IEC 60794-1-E4 - Impact height: 1m - Impact weigh: 450g - Impact point: ≥5 - Impact frequency: ≥3/point	- Attenuation incermant@1550nm≤0.1dB - No jacket cracking and fiber brackage
4	Repeated Bending	#Test method: IEC 60794-1-E6 - Mandre diameter: 20D (D=cable diameter) - Subject weight: 15kg - Bending frequency: 30 times - Bending speed: 2s/time	- Attenuation incermant@1550nm≤0.1dB - No jacket cracking and fiber brackage
5	Torsion Test	#Test method: IEC 60794-1-E7 - Length: 1m - Subject weight: 25kg - AngleL ±180 degree - Freguency: ≥10/point	- Attenuation incermant@1550nm≤0.1dB - No jacket cracking and fiber brackage
6	Water Penetration Test	#Test method: IEC 60794-1-F5B - Height of pressure head: 1m - Length of specmen: 3m - Test time: 24 hours	- no leakage through the open cable end
7	Tempearture	#Test method: IEC 60794-1-F1	- Attenuation

	Cycling Test	- Temperature steps: +20°C to 40°C, +70°C, +20°C - Testing time 24 hours/ step - Cycle index: 2	incermant@1550nm≤0.1dB - No jacket cracking and fiber brackage
8	Drop performance	#Test method: IEC 60794-1-E14 - Testing length: 30cm - Temperature range: 70±2°C - Testinng time: 24 hours	- No filling compound drop out
9	Temperature	Operating: -40°C to +60°C Store/ Transport: -50°C to +70°C Installation : -20°C to +60°C	

Packing and Drum

- Each single length of cable shall be reeled on Drum suitable for long-distanceShipment.
- Cables should be protected from moisture; kept away from high temperature and fire sparks; protected from over bending and crushing; protected from mechanical stress anddamage



SHENZHEN HANXIN COMMUNICATION OPTICAL FIBER CABLE CO.,LTD

Addr: :Room 812-817, Block A, The Times Square, No.3012 of Sungang East Road, Sungang Street, Luohu District, Shenzhen city, China