



TOP CABLE TOPWELD[®] H01N2-D

APPLICATION

Topweld[®] H01N2-D is a harmonized, flexible, rubber welding cable specially designed for transmitting high currents between the welding generator and the electrode.

Its flexibility makes using the welding tool easier and it also prevents knots from forming in the cable that could cause the internal conductor to break.

It can also be used in automatic welding and machine tools, conveyor systems and production or assembly lines, for example in automobile assembly lines.

- Welding.
- Industrial use.
- Mobile use.
- Robotics.
- Conveyors.

CONSTRUCTION








Conductor

Electrolytic annealed copper, class D (extra-flexible) according to EN 50525-2-81.

Insulation


Flexible rubber, type EM5, according to EN 50363-2-2.
Black colour.

CHARACTERISTICS

-  **Electrical performance**
Low voltage: 100/100 V.
-  **Thermal performance**
Maximum conductor temperature: 85°C.
Maximum short-circuit temperature: 250°C (max. 5 s).
Minimum service temperature: -20°C (mobile use).
-  **Fire performance**
Flame non-propagation according to EN 60332-1 / IEC 60332-1.
-  **Mechanical performance**
Minimum bending radius: 5x cable diameter.
Impact resistance: AG2 Medium severity.
-  **Environmental performance**
Chemical & Oil resistance: Excellent.
Grease & mineral oils resistance: Excellent.
-  **Installation conditions**
Open Air.
-  **Other**
Meter by meter marking.

STANDARDS / COMPLIANCE

 According to
EN 50525-2-81

 Standards and approvals
HAR / AENOR / RoHS / CE



DIMENSIONS & ADMISSIBLE INTENSITIES



Cross-section (mm ²)	Diameter (mm)	Weight (kg)	Current rating (A) for single cycle for 5 min.				Voltage drop (V/100A · 10m) ¹
			100%	85%	60%	35%	
1 x 10	8,0	140	100	103	108	122	2,450
1 x 16	9,1	195	135	145	175	230	1,560
1 x 25	10,3	280	180	195	230	300	0,998
1 x 35	11,4	375	245	245	290	375	0,709
1 x 50	13,4	520	285	305	365	480	0,493
1 x 70	15,5	725	355	380	460	600	0,348
1 x 95	17,4	945	430	470	560	730	0,264
1 x 120	19,3	1.195	500	540	650	850	0,206
1 x 150	21,4	1.475	580	630	750	980	0,166
1 x 185	23,3	1.780	665	720	860	1.120	0,136
1 x 240	26,4	2.300	780	845	1.005	1.320	0,101

Current-carrying capacities, in amperes, are calculated according to HD 516 and it is supposed an ambient temperature of 25 °C and single on-load period not exceeding 5 minutes. The on-load time period is expressed as a percentage of five minutes.

¹ For 10 metres of cable carrying 100 A. At 85°C conductor temperature and for direct current.

CORRECTION FACTORS TEMPERATURE

Air T. (°C)	20	25	30	35	40	45	50
Factor	1,04	1	0,96	0,91	0,87	0,82	0,76